

# French

## Long-term plan

### Mixed-age

---

This document may be useful to you if your school has mixed-age classes. It organises our units into a two-year rolling cycle which ensures full coverage of the National Curriculum objectives.

This document is regularly updated to reflect changes to our content. This version was created on 12.06.23. Please click [here](#) to see the latest version.

**Copyright: While we encourage you to share this document within your school community, please ensure that it is only uploaded to your school website if it is password protected.**



Bonjour!



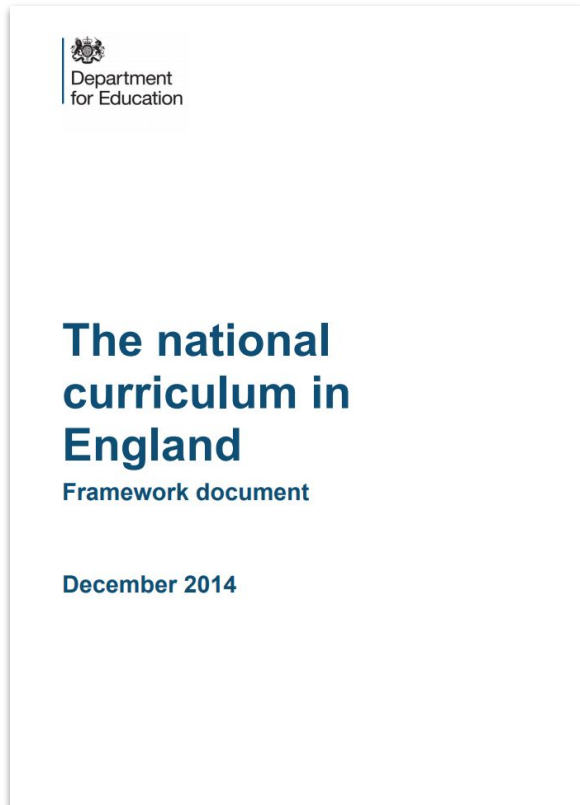
Kapow  
Primary™

# Contents:

|  |   |
|--|---|
| How does Kapow Primary help our school to meet the statutory guidance for Languages? | 3 |
| How does Kapow Primary's scheme of work align with the National Curriculum?          | 4 |
| How is the French scheme of work organised?  | 5 |
| Language detective skills  | 6 |
| A spiral curriculum  | 7 |
| Is there any flexibility in the Kapow Primary French scheme?                         | 7 |
| Other useful documentation:  | 8 |
| Suggested mixed-age plan: Languages  | 9 |

# How does Kapow Primary help our school to meet the statutory guidance for Languages?

Our scheme of work fulfils the statutory requirements for Languages outlined in the **National Curriculum (2014)**



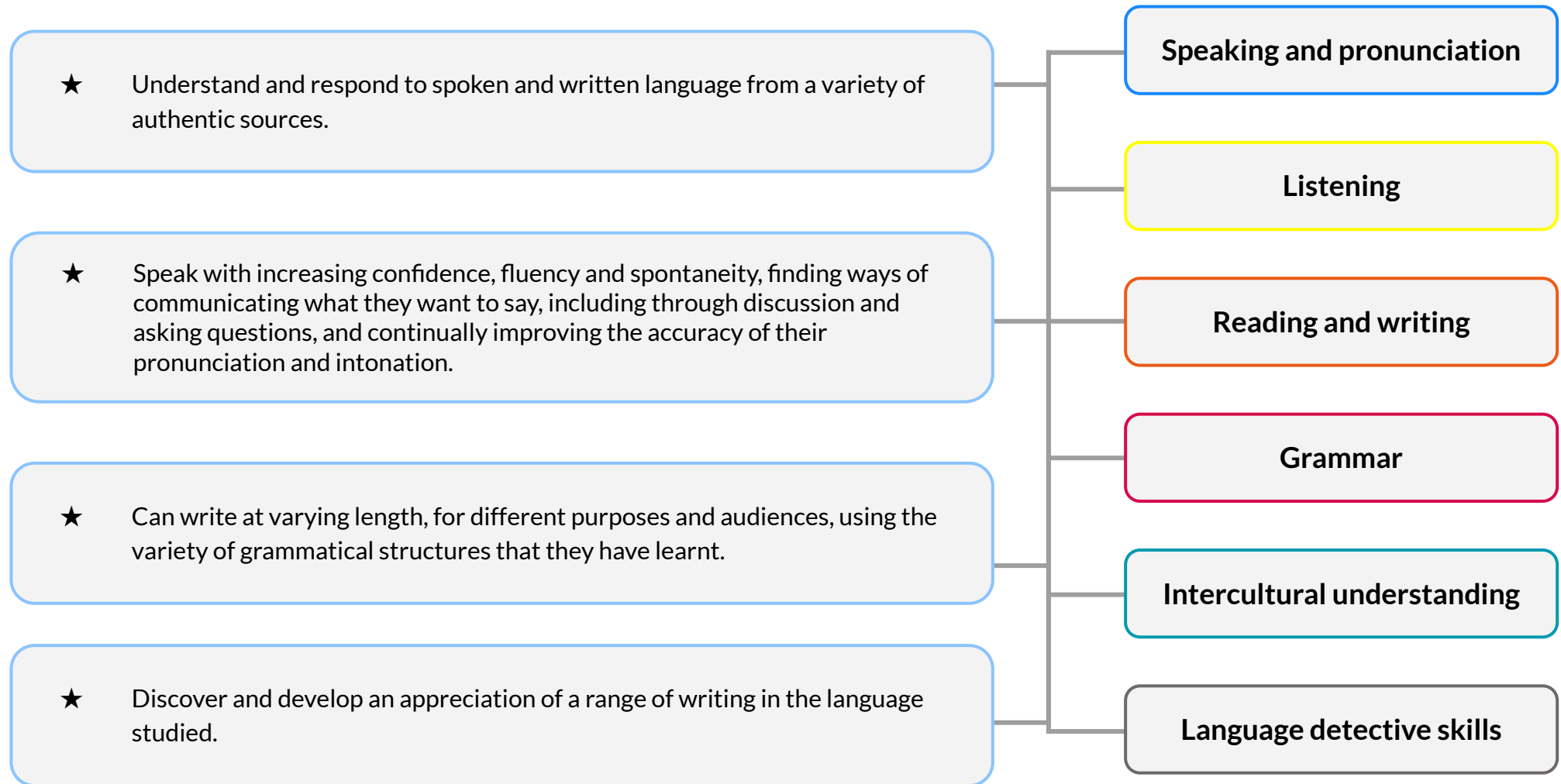
It is **compulsory** for schools to teach Languages at Key Stage 2 only, which is why our French scheme of work is designed to be taught from Year 3 onwards, to help your pupils to meet the end of Key Stage 2 Attainment targets.

© Crown copyright 2013

# How does Kapow Primary's scheme of work align with the National Curriculum?

Our scheme of work fulfils the statutory requirements outlined in the **National Curriculum (2014)**. The National Curriculum Programme of Study for Languages aims to ensure that all pupils:

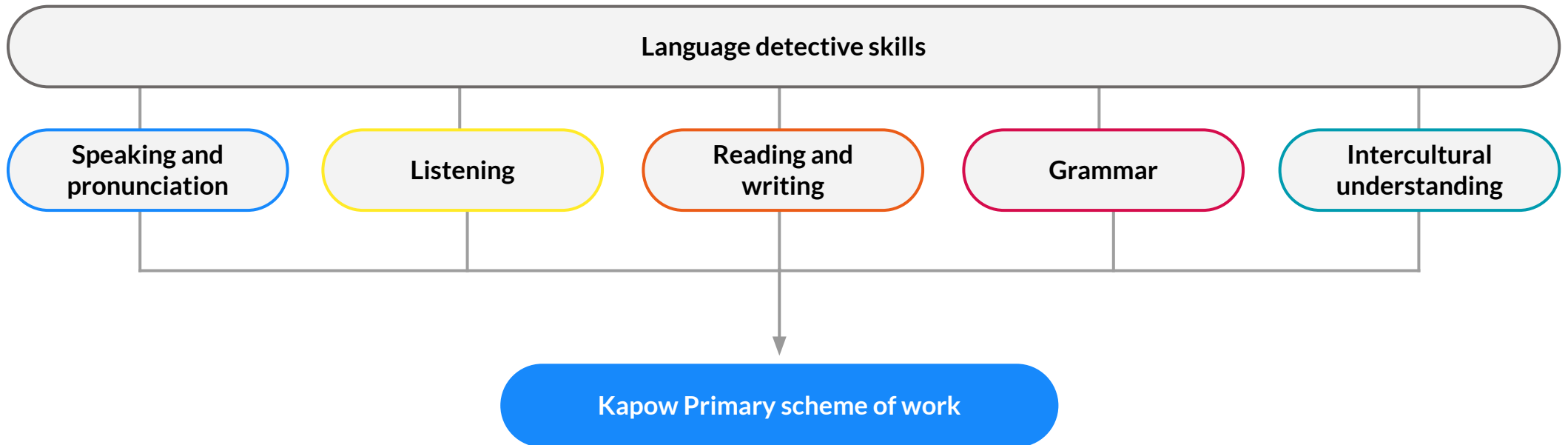
We have identified these strands which run throughout our scheme of work:



Our [National curriculum mapping](#) document shows which of our units cover each of the National Curriculum attainment targets as well as each of these strands. Each lesson plan references the relevant National Curriculum objectives, along with cross-curricular links to any other subjects.

# How is the French scheme of work organised?

We have identified five key strands which run throughout the scheme of work, and an overarching strand, 'Language detective skills' which are the language learning techniques used in every lesson to develop the other strands.



# Language detective skills

At Kapow Primary, we believe that this element of our scheme is crucial to developing engaged and independent language learners who are able to grow their skills in the other five strands and transfer these skills to learn further languages.

It involves:

- Recognising learnt vocabulary when listening or reading
- Spotting cognates (words which have the same origin or are in some way similar) and near-cognates
- Using context and their own knowledge of the world to predict the meaning of unknown words
- Considering word order to anticipate the meaning of words

Our scheme develops these skills in a progressive way so that by Year 6 pupils are able to use these strategies to confidently grapple with unknown spoken and written language and search for meaning. The development of these skills, also helps pupils develop their understanding of the English language and its grammar conventions.



# A spiral curriculum

Kapow Primary's French scheme of work has been designed as a spiral curriculum with the following key principles in mind:

- ✓ **Cyclical:** Pupils revisit key vocabulary and grammar concepts again and again
- ✓ **Increasing depth:** Each time vocabulary or grammar learning is revisited, it is covered with greater depth
- ✓ **Prior knowledge:** Upon returning to each area, prior knowledge is utilised so pupils can build on previous foundations, rather than starting again



## Is there any flexibility in the Kapow Primary French scheme?

Our French scheme of work is organised into units.

Within each unit, lessons **must** be taught in order as they build upon one another.

Units **must** be taught in the suggested order as our scheme is progressive and, although the vocabulary focus of each unit is different, grammar concepts and skills are gradually developed throughout the course of a year.

Most of the units are five lessons long. This gives you some 'breathing space' to revisit elements of the unit that children may have struggled with or to revise some vocabulary from a previous unit. You could also use the spare time to introduce some vocabulary related to your topic or science work!

## Other useful documentation:

There are a number of key documents that can support you in planning and delivery of the Kapow Primary **French** scheme. Visit the [Subject planning page](#) for more.

- ✓ [National curriculum mapping](#)
  - Shows which of the National Curriculum Attainment targets are covered by each unit.
- ✓ [Progression of skills – mixed-age](#)
  - Shows how understanding and application of key concepts and skills builds year on year.
- ✓ [Equipment list](#)
  - Explains which resources are required to teach our scheme of work.
- ✓ [Intent, Implementation, Impact statement](#)
  - Explains our curriculum design : what is taught and why (Intent), what it looks like in practice (Implementation) and what the outcomes will be (Impact).



| Year 3/4   |   |          | Year 5/6  |  |
|--|---|----------|---|--|
| Cycle A  | Cycle B   |          | Cycle A   | Cycle B  |
| <a href="#">French greetings with puppets</a><br>(4 lessons)               | <b>This is me</b><br>(5 lessons)                                      | Autumn 1 | <a href="#">Portraits - describing in French</a><br>(5 lessons) | <b>French transport</b><br>(5 lessons)                             |
| <a href="#">French adjectives of colour, size and shape</a><br>(5 lessons) | <b>School days</b><br>(5 lessons)                                     |          | Autumn 2  | <a href="#">Meet my French family</a><br>(5 lessons)               |
| <a href="#">Playground games - numbers and age</a><br>(5 lessons)          | <b>Birthday celebrations</b><br>(5 lessons)                           | Spring 1 |   | <a href="#">Clothes- getting dressed in France</a><br>(5 lessons)  |
| <a href="#">In a French classroom</a><br>(5 lessons)                       | <b>Colourful creatures - animals, colours and size</b><br>(5 lessons) |          | Spring 2  | <a href="#">French weather</a><br>(5 lessons)                      |
| <a href="#">Bon appétit!</a><br>(5 lessons)                                | <b>Fabulous French food</b><br>(5 lessons)                            | Summer 1 |   | <a href="#">Exploring the French speaking world</a><br>(5 lessons) |
| <a href="#">Shopping for French food</a><br>(5 lessons)                    | <b>Gourmet tour of France</b><br>(5 lessons)                          |          | Summer 2  | <a href="#">Planning a French holiday</a><br>(5 lessons)           |

| Cycle A         |  |                 |   |
|-----------------|--|-----------------|---|
| <b>Autumn 1</b> | <u><a href="#">French greetings with puppets</a></u> (4 lessons)   | <b>Autumn 2</b> | <u><a href="#">French adjectives of colour, size and shape</a></u> (5 lessons)  |
|                 | Using puppets to practise a variety of French greetings and learning how to introduce themselves. Choosing the correct greeting based on the time of day.                              |                 | Describing shapes using adjectives of colour and size, learning the position of adjectives relative to the noun; noting cognates and practising language skills.  |
| <b>Spring 1</b> | <u><a href="#">French playground games- numbers and age</a></u> (5 lessons)  | <b>Spring 2</b> | <u><a href="#">In a French classroom</a></u> (5 lessons)  |
|                 | Counting in French from one to twelve, asking how old someone is and answering the same question, comparing sentence structures in French and English.                                 |                 | Responding to common classroom instructions through games. Learning vocabulary for classroom items. Understanding that every French noun is either 'masculine' or 'feminine.'                                       |
| <b>Summer 1</b> | <u><a href="#">Bon appétit !</a></u> (5 lessons)   | <b>Summer 2</b> | <u><a href="#">Shopping for French food</a></u> (5 lessons)   |
|                 | Counting in French up to thirty-one, expressing opinion about different foods, asking to buy produce. Understanding that French nouns have articles and recognising their plural form. |                 | Counting in French up to sixty, writing and performing an original version of a familiar story. Recognising key phonemes in written form and choosing the correct article according to the gender of a French noun. |

| Cycle B  |  |          |  |
|----------|--|----------|--|
| Autumn 1 | This is me (5 lessons) - coming soon!  | Autumn 2 | School days (5 lessons) - coming soon!                                     |
|          | Using greetings and exchanging introductions, asking and answering questions and discovering some famous French landmarks. |          |  |
| Spring 1 | Birthday celebrations (5 lessons) - coming soon!   | Spring 2 | Colourful Creatures - animals, colours and size (5 lessons) - coming soon! |
|          |  |          |  |
| Summer 1 | Fabulous French food (5 lessons) - coming soon!  | Summer 2 | Gourmet tour of France (5 lessons) - coming soon!                          |
|          |  |          |  |

| Cycle A  |  |          |   |
|----------|--|----------|---|
| Autumn 1 | <a href="#">Portraits - describing in French</a> (5 lessons)   | Autumn 2 | <a href="#">Meet my French family</a> (5 lessons)   |
|          | Learning adjectives for describing people's physical appearance and their personality. Creating simple sentences ensuring that the adjectives agree with the gender of the noun. |          | Learning family and relations vocabulary, the possessive adjective: 'my' and 'how' to express likes and dislikes. Learning to compose a written composition by recycling and re-ordering known words and phrases. |
| Spring 1 | <a href="#">Clothes - getting dressed in France</a> (5 lessons)  | Spring 2 | <a href="#">French weather</a> (5 lessons)  |
|          | Learning vocabulary to describe items of clothing, along with the different forms of the indefinite article. Expressing opinions about outfits in French.                        |          | Learning phrases to describe the weather and vocabulary for the compass points, along with counting from 1 -100 in multiples of ten. Delivering a weather report by recycling known words and phrases.            |
| Summer   | <a href="#">Exploring the French speaking world</a> (5 lessons)  |          | <a href="#">Planning a French holiday</a> (5 lessons)   |
|          | Learning about French speaking countries, learning to give and follow directions in French, discussing climate and using comparative language.                                   |          | Learning to use a combination of present and near-future tenses, and becoming familiar with holiday-related vocabulary around packing a suitcase and planning a journey.  |

| Cycle B  |  |          |  |
|----------|--|----------|--|
| Autumn 1 | French transport (5 lessons) - coming soon!          | Autumn 2 | In my French house (5 lessons) - coming soon!  |
|          |  |          | Learning how to describe a house - the different rooms and who lives there. Learning about prepositions to explain where items are arranged in their bedrooms. |
| Spring 1 | Music in France (5 lessons) - coming soon!           | Spring 2 | French verbs in a week (5 lessons) - coming soon!  |
|          |  |          | Identifying the infinitive form of verbs and subject pronouns, grouping French verbs and learning that there are regular and irregular verbs.                  |
| Summer 1 | Visiting a town in France (5 lessons) - coming soon! | Summer 2 | French sport and the Olympics (6 lessons) - coming soon!   |
|          |  |          | Conjugating the verb 'aller'- to go, identifying correct prepositions, learning sports vocabulary and how to express preferences plus the infinitive.          |

This page shows recent updates to this document.

| Date     | Update   |
|----------|--|
| 05.05.23 | Changes to the order of Cycle B units on p.9.              |
| 12.06.23 | Broken link fixed p.8. Copyright note added to title page. |